


Metals


"Steampunk" By Barbara Kruger

MATERIALS / TOOLS / EQUIPMENT


Left to right:
Sheet cut metal
Milling pattern on etched copper



Left to right:
Patterns transferred by milling to fine silver
Stamps and ink for patterns on copper



Supplies for riveting, with
embellishments and patina




PROCESS

Stamped copper pieces on
Styrofoam blocks and floated
on acid in a safe container.
Textured metal with stamped
patterns on duct tape after
etching
Etched cut pieces on bench
ready for findings



END RESULTS



Necklaces, pendants (all that's needed is your chain) and bracelets